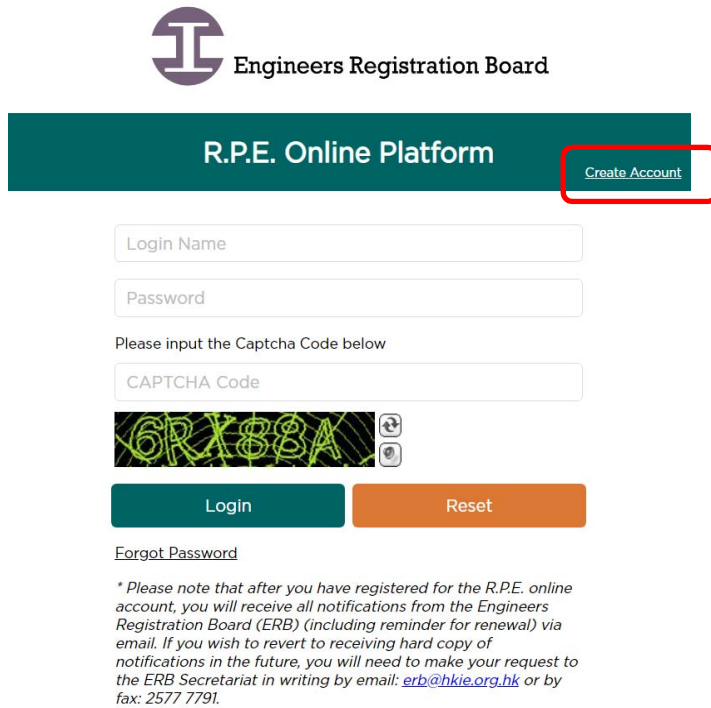


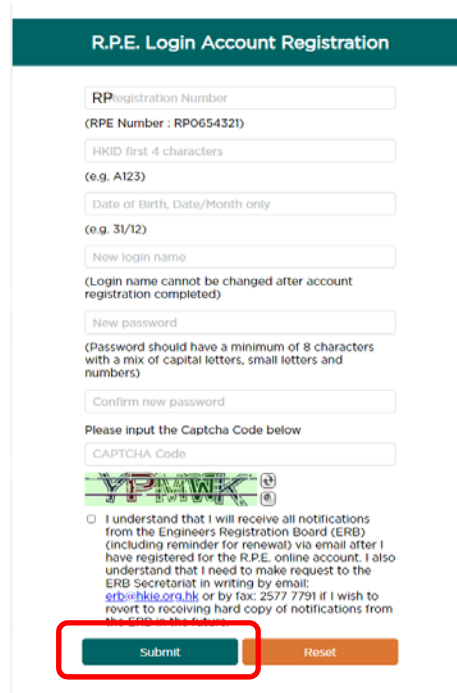
How to activate an account of Engineers Registration Board E-platform

1. Go to the link : <https://mem.erb.org.hk>
2. Click “Create Account”.



The screenshot shows the Engineers Registration Board logo and the text "Engineers Registration Board". Below this is a dark green header with "R.P.E. Online Platform" and a "Create Account" button highlighted with a red box. The login form includes fields for "Login Name", "Password", and "CAPTCHA Code". A CAPTCHA image displays the code "6RX\$8A". There are "Login" and "Reset" buttons. A "Forgot Password" link is also present. A disclaimer note states: "* Please note that after you have registered for the R.P.E. online account, you will receive all notifications from the Engineers Registration Board (ERB) (including reminder for renewal) via email. If you wish to revert to receiving hard copy of notifications in the future, you will need to make your request to the ERB Secretariat in writing by email: erb@hkie.org.hk or by fax: 2577 7791."

3. Enter all information required and click “Submit”.




The screenshot shows the "R.P.E. Login Account Registration" form. It includes fields for "RP Registration Number" (with example "RPE Number : RP0654321"), "HKID first 4 characters" (with example "e.g. A123"), "Date of Birth, Date/Month only" (with example "e.g. 31/12"), "New login name", "New password", and "Confirm new password". A CAPTCHA image displays the code "YPIAWK". A disclaimer note states: "I understand that I will receive all notifications from the Engineers Registration Board (ERB) (including reminder for renewal) via email after I have registered for the R.P.E. online account. I also understand that I need to make request to the ERB Secretariat in writing by email: erb@hkie.org.hk or by fax: 2577 7791 if I wish to revert to receiving hard copy of notifications from the ERB in the future." The "Submit" button is highlighted with a red box.

4. An email will be sent to your email address on the ERB record for activating the account. If you do not receive the email, you may want to check your junk mail folder just in case the email is delivered there.
5. Click on the link in the email to activate your account.
6. You may login in with your registered login name and password for both application for renewal and personal information update.



R.P.E. Online Platform [Create Account](#)

Please input the Captcha Code below



LoginReset

[Forgot Password](#)

* Please note that after you have registered for the R.P.E. online account, you will receive all notifications from the Engineers Registration Board (ERB) (including reminder for renewal) via email. If you wish to revert to receiving hard copy of notifications in the future, you will need to make your request to the ERB Secretariat in writing by email: erb@hkie.org.hk or by fax: 2577 7791.